

**Format of holding of specified securities**

RAIDEEP INDUSTRIES LIMITED

30/09/2019

1. Name of Listed Entity:
2. Scrip Code/Name of Scrip/Class of Security
3. Share Holding Pattern Filed under: Reg. 31(1)(a)/Reg. 31(1)(b)/Reg. 31(1)(c)
  - a. If under 31(1)(b) then indicate the report for Quarter ending
  - b. If under 31(1)(c) then indicate date of allotment/extinguishment
4. Declaration: The Listed entity is required to submit the following declaration to the extent of submission of information:-

Particulars	Yes*	No*
1. Whether the Listed Entity has issued any partly paid up shares?	Yes*	No*
2. Whether the Listed Entity has issued any Convertible Securities or Warrants?		No
3. Whether the Listed Entity has any shares against which depository receipts are issued?		No
4. Whether the Listed Entity has any shares in locked-in?		No
5. Whether any shares held by promoters are pledge or otherwise encumbered?		No

\* If the Listed Entity selects the option 'No' for the questions above, the columns for the partly paid up shares, Outstanding Convertible Securities/Warrants, depository receipts, locked-in shares, No of shares pledged or otherwise encumbered by promoters, as applicable, shall not be displayed at the time of dissemination on the Stock Exchange website. Also wherever there is 'No' declared by Listed Entity in above table the values will be considered as 'Zero' by default on submission of the format of holding of specified securities.

5. The tabular format for disclosure of holding of specified securities is as follows:-






Table I - Summary Statement holding of specified securities

Category	Category of shareholder	Nos. of shares/olders	No. of fully paid up equity shares held	No. of Partly paid-up equity shares held	No. of Shares underlying Depository Receipts	Total nos. shares held (V)=(IV)+(V)+(VI)	Shareholding as a % of total no. of shares (calculated as per SCRR, 1957) As a % of (A+B+C2)	Number of Voting Rights held in each class of securities			No. of Shares Outstanding convertible securities (including Warrants)	Shareholding, as a % assuming full conversion of convertible securities (as a percentage of diluted share capital) As a % of (A+B+C2)	Number of Locked in shares	Number of Shares pledged or otherwise encumbered	Number of equity share held in dematerialized form
								Class:Equity	Class:V	Total					
(A)	(B)	(C)	(D)	(E)	(F)	(G)	(H)	(I)	(J)	(K)	(L)	(M)	(N)	(O)	
	Promoter & Promoter Group	18	3683800	0	0	3683800	66.88			0	66.88	0	0	0	
	Public	2364	1824200	0	0	1824200	33.12			0	33.12	0	0	0	
	Non Promoter- Non Public	0	0	0	0	0	0			0	0	0	0	0	
	Shares underlying DRs	0	0	0	0	0	0			0	0	0	0	0	
	Shares held by Employee Trusts	0	0	0	0	0	0			0	0	0	0	0	
	Total	2382	5508000	0	0	5508000	100			0	100	0	0	1475800	




Table II - Statement showing shareholding pattern of the Promoter and Promoter Group

Category & Name of the Shareholders	PAN	No. of Shareholder	No. of fully paid up equity shares held	Partly paid up equity shares held	No. of shares underlying Depository Receipts	Total nos. shares held (VII)=(IV)+(V)+(VI)	Shareholding % calculated as per SCRR, 1957 As a % of (A+B+C2)	Number of Voting Rights held in each class of securities			Total i.e. % of Total Voting Rights	No. of Shares Underlying convertible securities (including Warrants)	Shareholding, as a % assuming full conversion of convertible securities (as a percentage of diluted share capital) as a % of A+B+C2	No. (a) of Locked in shares (b)	No. (a) of Shares pledged or otherwise encumbered	As a % of total shares held (b)	Number of Shares held in dematerialized form
								Class X	Class Y	Total							
<b>1 Indian</b>																	
<b>(a) Individual/Partly Undivided Family</b>																	
AAJIT BHALLA	ABBR9864G	15	2213800	0	0	2213800	40.19				0	40.19	0	0.00	0	0.00	2473800
BALASAMB	AEHP5203AM		579300	0	0	579300	10.52				0	10.52	0	0.00	0	0.00	579300
PAGAJIIT BHALLA	AADPB1434F		500700	0	0	500700	9.09				0	9.09	0	0.00	0	0.00	500700
1 JASPREET KAUR (J75800)	AIWPK4331		395800	0	0	395800	7.19				0	7.19	0	0.00	0	0.00	395800
ISHAWEET KAUR	AADZTK389P		339900	0	0	339900	6.1				0	6.10	0	0.00	0	0.00	339900
DEEPIKA BHALLA	ADPT70991		118500	0	0	118500	2.15				0	2.15	0	0.00	0	0.00	118500
TRIPYA BAGGA	AEHP85988P		118500	0	0	118500	2.15				0	2.15	0	0.00	0	0.00	118500
AAJANEET SINGH BAGGA	AEJNB07311		79900	0	0	79900	1.43				0	1.43	0	0.00	0	0.00	79900
1 JASPREET KAUR	AAFP55993H		39900	0	0	39900	0.72				0	0.72	0	0.00	0	0.00	39900
3 DAVINDER SINGH	AAAHJ7754G	20	2500	0	0	2500	0.05				0	0.72	0	0.00	0	0.00	2500
2 UPINDER SINGH	AAWPR7510G		1000	0	0	1000	0.02				0	0.05	0	0.00	0	0.00	1000
RAJ BHADOUR	AAFPK2911D		700	0	0	700	0.01				0	0.01	0	0.00	0	0.00	700
MAPPREET KAUR			700	0	0	700	0.01				0	0.01	0	0.00	0	0.00	700
2 UPINDER SINGH			700	0	0	700	0.01				0	0.01	0	0.00	0	0.00	700
3 S.DAVINDER SINGH (E200)			700	0	0	700	0.01				0	0.01	0	0.00	0	0.00	700
<b>(b) Central Government/State Government(s)</b>																	
<b>(c) Financial Institutions/Banks</b>																	
<b>(d) Any Other (Specify)</b>																	
RAJ CAPITAL SERVICES P.LTD	AACTRP095D	3	1470000	0	0	1470000	26.69				0	26.69	0	0.00	0	0.00	1470000
RAJDEEP FABRICS P.LTD	AAJGCS7981P		1355000	0	0	1355000	24.78				0	24.78	0	0.00	0	0.00	1355000
RAISON FABRICS P.LTD	AAALCSM47B		850000	0	0	850000	1.54				0	1.54	0	0.00	0	0.00	850000
<b>Sub Total (A+B)</b>		18	3683800	0	0	3683800	66.88				0	66.88	0	0.00	0	0.00	3683800
<b>(a) Individual/Non Resident Individual/Foreign Individual</b>																	
<b>(b) Government</b>																	
<b>(c) Institutions</b>																	
<b>(d) Foreign Portfolio Investor</b>																	
<b>(e) Any Other (Specify)</b>																	
<b>Sub Total (A+B)</b>																	
<b>Total Shareholding of Promoter and Promoter Group</b>		18	3683800	0	0	3683800	66.88				0	66.88	0	0.00	0	0.00	3683800

Table III - Statement showing shareholding pattern of the Public Shareholder

Category & Name of the Shareholders	PAN	Nos. of Shareholder	No. of fully paid up equity shares held	Partly paid-up equity shares held	Nos. of Shares underlying Depository Receipts	Total nos. shares held (V)=[(V)-(V)-(V)]	Shareholding % of 1957 As a % of (A+B+C)	Number of Voting Rights held in each class of securities			No. of Shares Outstanding convertible securities (including Warrants)	Total shareholding as a % assuming full conversion of convertible securities (as a percentage of diluted share capital)	Number of Locked in shares	As a % of total Shares held (b)	Number of Shares pledged or otherwise encumbered (a)	As a % of total shares held (Not applicable) (b)	Number of equity shares held in dematerialized form
								Class X	Class Y	Total							
1 Institutions																	
(a) Mutual Fund																	
(b) Venture Capital Funds																	
(c) Alternate Investment Funds																	
(d) Foreign Venture Capital Investor																	
(e) Foreign Portfolio Investors																	
(f) Financial Institutions/Banks																	
(g) Insurance Companies																	
(h) Provident Fund/Pensions Funds																	
(i) Any other Specity																	
Sub Total (8)(1)																	
2 Central Government / state Government/President of India																	
Sub Total (8)(2)																	
3 Non-institutions																	
(a) 1. Individual Shareholders holding Nominal Share Capital up to 2 Lacs		2363	1823400	0		1823400	33.1			0	33.1	0	0.00	0	0.00	0	0
2. Individual Shareholders holding Nominal Share Capital Above 2 Lacs		0	0	0		0	0			0	0	0	0.00	0	0.00	0	0
(b) NBFCs Registered with RBI		0	0	0		0	0			0	0	0	0.00	0	0.00	0	0
(c) Employee Trusts		0	0	0		0	0			0	0	0	0.00	0	0.00	0	0
(d) Overseas Depositories (Holding DRs) (Balancing Figure)		0	0	0		0	0			0	0	0	0.00	0	0.00	0	0
(e) Any other (Specify)																	
(e1) Bodies Corporate		1	800	0		800	0.01			0	0.01	0	0.00	0	0.00	0	0
(e2) Non Resident Indians		0	0	0		0	0			0	0	0	0.00	0	0.00	0	0
(e3) Resident Indian Indiv		0	0	0		0	0			0	0	0	0.00	0	0.00	0	0
(e4) Trusts		0	0	0		0	0			0	0	0	0.00	0	0.00	0	0
(e5) Clearing Members/House		0	0	0		0	0			0	0	0	0.00	0	0.00	0	0
(e6) Others		0	0	0		0	0			0	0	0	0.00	0	0.00	0	0
(e7) IEPF		0	0	0		0	0			0	0	0	0.00	0	0.00	0	0
Sub Total (8)(3)		2364	1824200	0		1824200	33.12			0	33.12	0	0.00	0	0.00	0	0
Total Public Shareholding (8)= (8)(1)+(8)(2) + 8 (3)		2364	1824200	0		1824200	33.12			0	33.12	0	0.00	0	0.00	0	0








## RAIDEEP INDUSTRIES LIMITED

### DISTRIBUTION OF 55080000 EQUITY SHARE CAPITAL AS ON :30/09/2019 Nominal Value of Each Share : Rs. 10

Share or Debenture holdi (Rs.)	Number of Shareholders	% to Total Numbers	Share or Debenture holdi (Rs.)	% to Total Amount
1	2	3	4	5
Up To 5,000	1249	52.43	6245000	11.34
5001 To 10,000	941	39.5	7996000	14.52
10001 To 20,000	164	6.88	3233000	5.87
20001 To 30,000	3	0.13	75000	0.14
30001 To 40,000	9	0.38	360000	0.65
40001 To 50,000	0	0	0	0
50001 To 1,00,000	4	0.17	396000	0.72
1,00,000 and Above	12	0.5	36775000	66.77
<b>Total</b>	<b>2382</b>	<b>100</b>	<b>55081000</b>	<b>100</b>



(e1)	Bodies Corporate	Name of Shareholders	Pan Number	Shares	%	Code	Category
1	2338	DEE DEE CAPITAL SERVICES	2338	800	0.01	B3E1	BODY CORPORATES DOMESTIC





(e2)	Non Resident Indian	Name of Shareholders	Pan Number	Shares	%	Code	Category
Sr.No	Folio No						



(e3)	HUF								
Sr.No	Folio No	Name of Shareholders	Pan Number	Shares	%	Code	Category		



(e4)	TRUST						
Sr.No	Folio No	Name of Shareholders	Pan Number	Shares	%	Code	Category



P	Clearing Members/House	Name of Shareholders	Pan Number	Shares	%	Code	Category
Sr.No	Folio No						



(e6)	Others							
Sr.No	Folio No	Name of Shareholders	Pan Number	Shares	%	Code	Category	



(B1)	Institutions	Name of Shareholders	Pan Number	Shares	%	Code	Category
Sr.No	Folio No						

